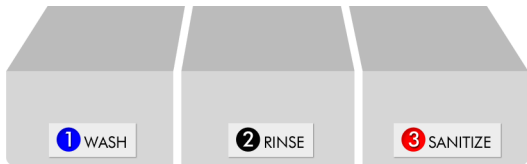


Bar Glass Washing

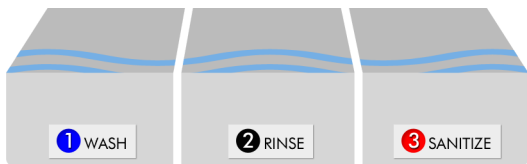
Manual Washing & Sanitation Procedures

START-UP PROCEDURES

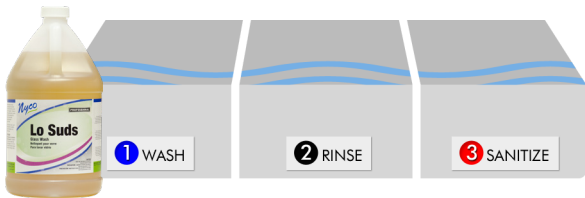
- 1 **Clean** all sinks prior to use and rinse with clean, fresh water.



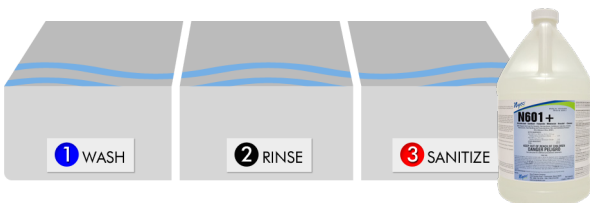
- 2 **Fill** each sink with fresh, clean, warm water.



- 3 **Sink #1: Add** Dishwashing Detergent according to proper use directions.



- 4 **Sink #3: Add** correct amount of Sanitizer to achieve a proper solution of 200ppm.* Test with quaternary test strips.



NOTES

- Change rinse water in regular intervals.
- Add detergent and change wash tank water as needed.
- Test sanitizing solution in Sink #3 for proper concentration.
- Change solution as necessary to maintain the correct sanitizing levels.*

* Check with local Health Departments for required sanitizer levels and times.

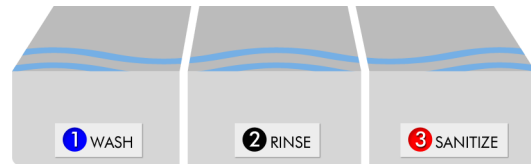


Nyco Products Company
800.752.4754
nycoproducts.com

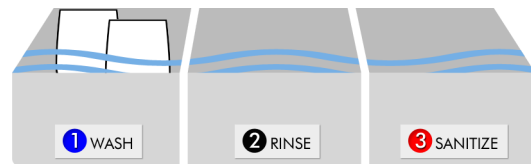
Code: PR-18 r041124

WASHING & SANITIZING PROCEDURES

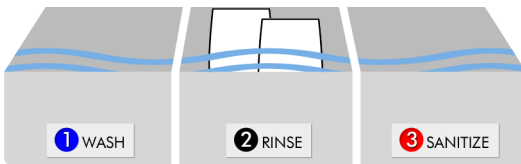
- 1 **Empty** contents from glasses including straws, napkins, and debris before washing.



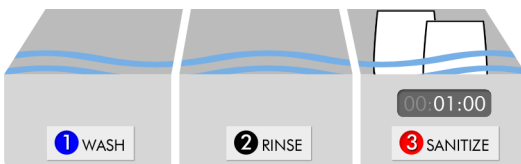
- 2 **Sink #1:** Submerge and hand wash glassware.



- 3 Remove glassware from Sink #1.
Sink #2: Submerge and **rinse** glassware.



- 4 Remove glassware from Sink #2. Shake slightly to remove excess water.
Sink #3: Submerge for one (1) minute.*



- 5 Remove glassware from Sink #3, invert, place on drain board, and allow to air dry.

SUGGESTED PRODUCTS



Lo Suds (NL356-G4)
Glass Wash



N601+ (NL611-G4)
Quaternary Ammonium
No Rinse Sanitizer